

BLOOMINGTON.

tomorrow. together.

Aligning the budget with our mission and core values

Mission:

Our mission is to cultivate an enduring and remarkable community where people want to be.

Strategic Objectives by 2030

- 1

Our community members will feel connected to their neighbors, welcomed, and valued by the community as a whole.
- 2

The City of Bloomington will achieve significant improvement in the indices measuring the community's environmental and individual health.
- 3

The City of Bloomington will achieve significant improvement in the indices measuring equitable economic growth.

Strategies – What we will do:

- 1

Build trusting relationships that acknowledge diversity so that we are able to embody our core values, live our mission and achieve strategic goals.
- 2

Do what is necessary so that all of the community can understand, support and actively contribute to the achievement of the mission and strategic objectives
- 3

Identify and align efforts across organizations in the community to leverage, develop and maximize assets to achieve mutually beneficial outcomes.


Core Values. We believe:

- Transformation will come through the collective courage and the willingness to take risks.
- The community thrives when its members share responsibility for its well-being.
- When diversity is embraced, the community is strengthened.
- Everyone benefits when there is equitable access to opportunity.
- Safety and security are critical components of a health community.



While reviewing budget requests:

- We will not add any program, project, policy, or service that is not consistent with our core values and aligned to our mission
- We will not allow past practices to interfere with the consideration of new ideas



While reviewing budget requests:

There will be a focus on aligning and prioritizing the work we are already doing with the BTT plan.

An assessment will be done of current initiatives that already fit in the new BTT framework.

A gap analysis will be done on anything that needs to be added and additional resources that may be needed in 2023 budget request.



Market Value Changes



What Services do City Property Taxes Fund?

City Services	2022 Property Tax Levy	% of total
Police	\$25,448,975	37%
Public Works	\$18,502,964	27%
Fire	\$7,350,085	11%
Debt Service	\$5,882,215	9%
Community Development	\$4,411,130	6%
Parks and Recreation	\$3,818,826	6%
Community Services	\$2,882,532	4%
Total Tax Levy	\$68,296,727	100%



- The majority, 75%, funds Police, Public Works, and Fire.
- About 9% funds principal and interest payments for Debt issued to fund large capital improvements for facilities, roads, and parks.

Market Value Changes

- This year, there have been increases across all property segments.
- **This does not mean that property taxes will increase by these percentages.**

Property Type	21/22 % Change
Residential	17.0%
Commercial	6.7%
Industrial	18.3%
Apartments	21.7%

- The property tax levy is set annually, and that is allocated among properties based on their value and type of property.

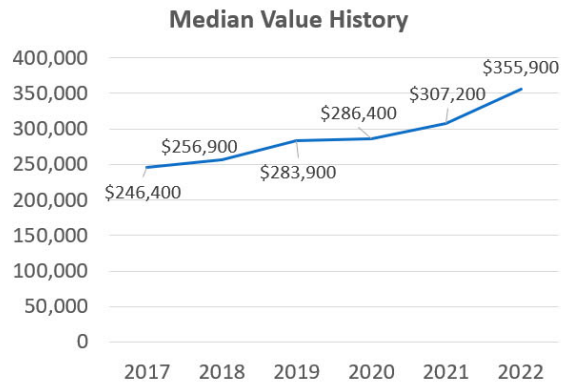



Market Value Changes Single Family Residential

Single Family Residential

Assessment Year	Median Value	% Chg
2022	355,900	15.9%
2021	307,200	7.3%
2020	286,400	0.9%
2019	283,900	10.5%
2018	256,900	4.3%
2017	246,400	9.1%

Five Year % Change: 44.4%



Potential Property Tax Levy Impact

The median value home in 2022 has a City property tax amount of \$101.01 per month. (\$1,212 annually)

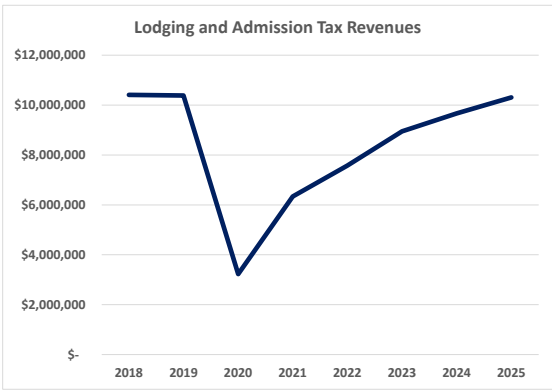
Below is the impact of the market value change on the median value home at different 2023 tax levy options:

2023 Property Tax Levy % increase	2023 Property Tax Levy \$ Increase	2023 Monthly Property Tax median value home	2023 Monthly Property Tax \$ change to median value home
0%	\$0	\$102.06	\$1.05
2%	\$1,365,935	\$104.26	\$3.24
4%	\$2,731,869	\$106.45	\$5.44
6%	\$4,097,804	\$108.65	\$7.63



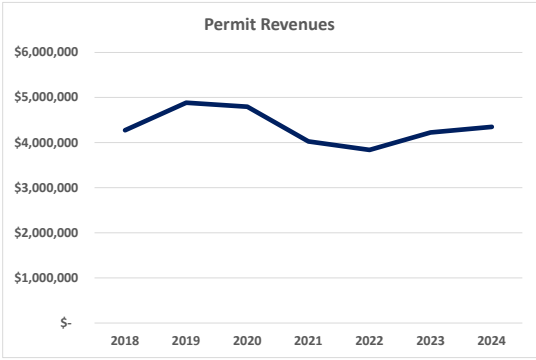


Lodging and Admission Tax Revenue Projections –



Year	Description	\$ Amount	Change from Previous year
2018	Actual Lodging & Admission Taxes	\$ 10,410,932	
2019	Actual Lodging & Admission Taxes	\$ 10,384,886	\$ (26,046)
2020	Actual Lodging & Admission Taxes	\$ 3,227,773	\$ (7,157,113)
2021	Actual Lodging & Admission Taxes	\$ 6,338,152	\$ 3,110,379
2022	Budgeted Lodging & Admission Taxes	\$ 7,573,480	\$ 1,235,328
2023	<i>Projected Lodging & Admission Taxes</i>	\$ 8,946,406	\$ 1,372,926
2024	<i>Projected Lodging & Admission Taxes</i>	\$ 9,667,247	\$ 720,841
2025	<i>Projected Lodging & Admission Taxes</i>	\$ 10,305,917	\$ 638,670

Permit Revenue Projections



Year	Description	\$ Amount	Change from Previous year
2018	Actual Permit Revenues	\$ 4,272,559	
2019	Actual Permit Revenues	\$ 4,886,078	\$ 613,519
2020	Actual Permit Revenues	\$ 4,794,971	\$ (91,107)
2021	Actual Permit Revenues	\$ 4,025,662	\$ (769,309)
2022	Budgeted Permit Revenues	\$ 3,838,701	\$ (186,961)
2023	<u>Projected</u> Permit Revenues	\$ 4,222,571	\$ 383,870
2024	<u>Projected</u> Permit Revenues	\$ 4,349,248	\$ 126,677



Public Engagement Events

Public Engagement Events

Community outreach

The Budget Manager will be hosting information tables and seeking community feedback on the 2023 budget.

– 2023 Budget information and outreach

- May 21, 2022: [Police Department Open House](#)
- June 21, 2022: [Tuesday Performance Series](#) at Normandale Bandshell – Continental Ballet
- July 14, 2022: [Thursday Performance Series](#) at Normandale Bandshell – Blockbuster Concert
- August 2, 2022: [National Night Out](#) neighborhood visits
- September 17, 2022: [Farmer's Market](#)
- October 15, 2022: Fire Department Open House

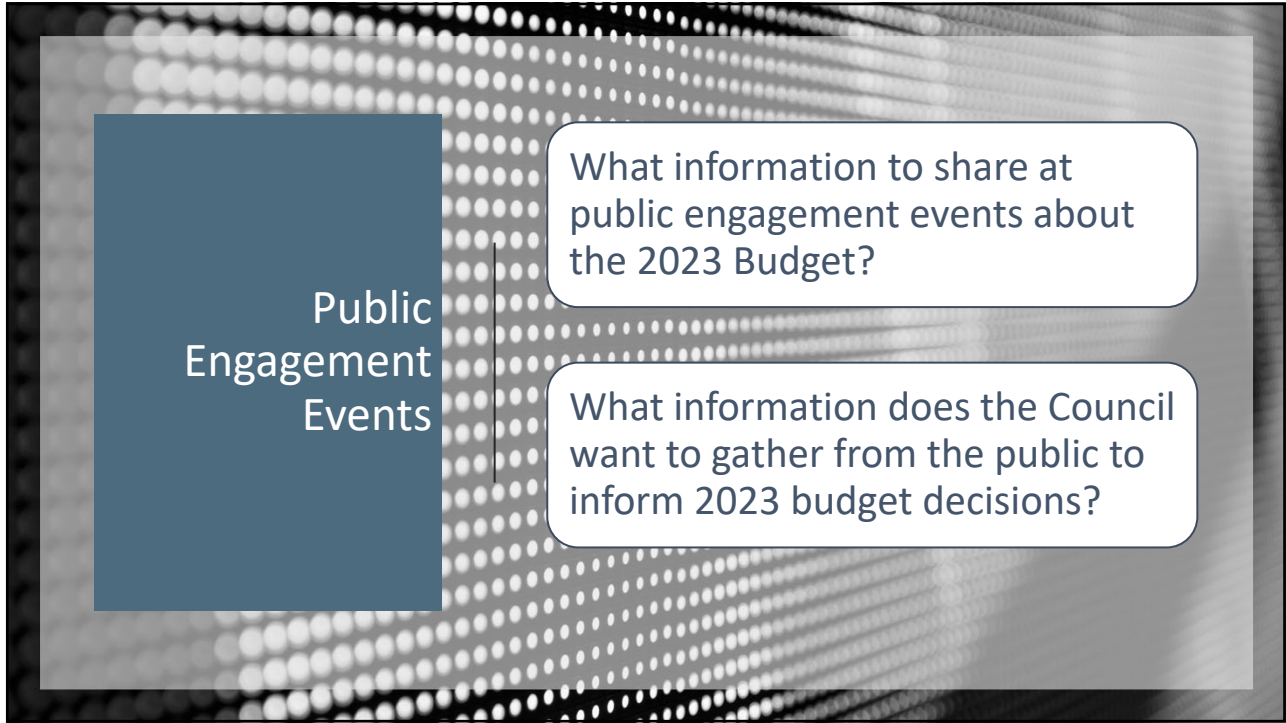


Public Engagement – Questions asked Last Year

1. What is your favorite City Service?
2. What City service or area in the City would you like to see more investment in? Why?
3. What advice do you have for the City Council as they set the final 2022 budget and tax levy?



Voice your opinion at [Let's Talk Bloomington](#), the City's website for community conversations.



Public Engagement Events

What information to share at public engagement events about the 2023 Budget?

What information does the Council want to gather from the public to inform 2023 budget decisions?

The graphic features a background of a grid of light dots on a dark surface. A dark blue rectangular box on the left contains the text 'Public Engagement Events'. Two white rounded rectangular callout boxes are positioned to the right, each containing a question about public engagement for the 2023 budget.



Budget Calendar

The graphic shows a close-up of a spiral-bound notebook with a blue pen resting on it. The notebook page displays a calendar grid with days of the week (T, W, T, F, S) and numbers (1, 2, 3, 4) visible. Below the notebook, a black banner contains the text 'Budget Calendar' in white. At the bottom of the graphic, another notebook page shows dates 19, 20, 27, 28, 29, and 30.



Budget Calendar

May 2022

- **May 21 – Budget Table at Police Dept. Open House**
- May 26 - City-wide 2022 Budget Kick-Off

June 2022

- Departments enter budget requests in Munis
- Budget team member works with their assigned departments to review and analyze budget requests by line item, ensure there are adequate notes and explanations, and ask and answer questions
- **June 21 - Budget Table at Normandale Bandshell Performance – Continental Ballet**
- June 22 – Budget Lockout for departments



Budget Calendar

July 2022

- **July 14 – Budget Table at Normandale Bandshell – Blockbuster Concert**
- City Manager and Assistant City Manager budget meetings
- Budget survey questions added to Let's Talk Bloomington site.

August 2022

- **August 2 – National Night Out – Neighborhood Visits**
- City Manager's proposed 2023 Tax Levy and General Fund budget is presented to the City Council and discussed at the Special Budget Meeting on **August 22, 2022**

September 2022

- **September 17 – Budget Table at Farmer's Market**
- Preliminary 2023 Tax Levy and budget for approval at the City Council Meeting on **September 12, 2022**
- Details of Non-Property Tax Special Revenue Funds and Police COT Overtime Fund 2023 Budget requests published in September "One Weekly" Council communication (and published on Budget Website)
- Preliminary 2023 Tax Levy filed with Hennepin County



Budget Calendar

October 2022

- **October 15 – Budget Table at Fire Dept. Open House**
- Utility Fund Budget and rates presented and discussed at City Council Meeting October 17, 2022
- Internal Service Funds Budgets presented and discussed at City Council Meeting October 17, 2022
- Non-Property tax Special Revenue Funds and Contractual Police Overtime fund 2023 Budgets brought to Council for approval October 17, 2022
- Create TNT (Truth-in-Taxation) flyer for Preliminary Tax Notices and submit to Hennepin County

25



Budget Calendar

November 2022

- Utility Rate Public Hearing and Budgets presented to Council for approval November 14, 2022
- Internal Service Fund Budgets submitted to Council for approval November 14, 2022
- Property owners receive preliminary tax statements from Hennepin County
- City Manager's 2023 Tax Levy and General Fund budget as well as the other property tax supported funds (Recreation Facility Funds, Communications Fund, and Fire Pension Fund) are presented to the City Council and discussed at Special Budget Meeting on **November 21, 2022**

26



Budget Calendar

December 2022

- Property Tax Hearing at City Council meeting – Final 2023 General Fund Budget and Tax Levy submitted for adoption on **December 5, 2022**
- All other remaining budgets that receive property taxes (Recreation Facility Funds, Communications Fund, and Fire Pension Fund) are also submitted for Council approval on December 5, 2022.
- 2023 Budget published in the Sun Current
- Certified final 2023 Tax Levy filed with Hennepin County

27



Questions & Discussion

CITY OF
BLOOMINGTON
MINNESOTA